

Review On Employee Retention Using Churn Model

Arjun Singh
Dept. of Information Technology
G.L.Bajaj Institute of Technology &
Management
GreaterNoida,India
Innovativearjunsingh@gmail.com

Pushpa Choudhary
Dept. of Masters in computer
Applications
JSS Academy of technical Education
Noida,India
Pushpak2728@gmail.com

Basu Dev Shivahare
Dept. of Computer Science
Amity University
Greater Noida ,India
basuiimt@gmail.com

Arun Kumar Singh
Dept. of Information Technology
G.L.Bajaj Institute of Technology &
Management
GreaterNoida,India
arun.k.singh.iiit@gmail.com

Pragati Gupta
G.L.Bajaj Institute of Technology &
Management
GreaterNoida,India
cs.pragati990@gmail.com

Abstract- The resistance to hold key agents is phenomenal. Laborer shake gauge that is immovably related to ally mix assumption is a basic difficulty of the associations. High level chairmen and HR divisions contribute a great deal of energy, effort, and money endeavoring to sort out how to shield their kinfolk from leaving. This article portrays some new research and its suggestions for overseeing turnover and maintenance. These considerations challenge the time tested perspective that frustrated people leave and money makes them remain. People habitually leave for reasons arbitrary to their occupations. When in doubt, frightening events or dazes are the explanation. Delegates moreover regularly stay because of associations and their sensation of fit, both at work and in their region. We talk about these musings and make proposition for planning them into a comprehensive support plan. The resistance to hold key specialists is not kidding. These contemplations challenge the standard perspective that frustrated people leave and money makes them remain. People oftentimes leave for reasons detached to their occupations. All things considered, unexpected events or shocks are the explanation. Delegates also consistently stay considering associations and their sensation of fit, both at work and in their region. Laborer unsettle figure that is solidly related to ally mix assumption is a principal inconvenience of the associations.

Keywords- laborer shake, resistance, kinfolk, contemplations, representative beat.

I. INTRODUCTION

A representative would choose to connect or withdraw a company dependent on various causes, like example, work environmental factors, artworks locale, sex reasonableness, pay decency, etc. Others may consider private reasons along with movement because of hover of family members, maternity, wellness, war with the directors or partners in a

group. Representative beat is a gigantic issue for the offices explicitly while talented, specialized and main workers quitting of a superior chance in a contender association. This demand measure, exertion and outcomes in money related misfortune to supplant an informed representative. Hence, we utilize the bleeding edge and past representative data to dissect the not unordinary justification for laborer wearing down. The laborer stir forecast permits in making sense of and tackling the difficulties that results in weakening. We can utilize the statics for attainable maintenance of the advanced workers. In this look at, we actualize some of the celebrated procedures of data grouping explicitly, Random Forest, Support Vector Machine (SVM), K-Nearest Neighbour (KNN), Logistic Regression, Decision Tree, and Naive Bayes at the Human Resources (HR) Employee Attrition information set outfitted by methods for an organization. The information set incorporates measurements with some highlights including express and numeric abilities. Prior to forcing procedure, we determined the connection of the capacities which will avoid abilities with high relationship. The outcomes of this methodologies had been dissected then by utilizing their exactness, accuracy, consider and F-measure esteems. At that point, the procedure with best execution has been completed. At last, we put in power an element choice strategy to choose the highest significant highlights of information set and applied the previously expressed characterization techniques of the information sets with diminished assortment of capacities. Also, then furthermore in correlation the impacts of the procedures on including and without including determination.

II. RELATED WORK

Stir forecast, especially buyer beat expectation, pulled in colossal enthusiasm of scientists. For instance, Verbeke et al. Underwrite benefit driveningeneral execution degree by means of ascertaining the mostincome that can be produced through which incorporate the most helpful part of custom with the absolute best anticipated that prospects should agitate in a maintenance promoting effort [2]. Coussement and Van cavePoel considered the issue of enhancing the general execution of a selection bolster machine for beat expectation [1]. Then examined the impact of printed data inside the agitate expectation strategy. They found that including unstructured, printed realities into a customary stir expectation rendition brought about a sizeable blast in prescientexecution. In a comparative inspect, Wei and Chiu advocate agitate expectation of media transmissionclients by method of breaking down namesubtleties of the clients [3]. Coussement and Van nook Poel put into impact Support Vector Machineway deal with are expecting buyer agitates [4]. Their inspect demonstrates that help vectormachines results precise speculation in general execution when applied to loud promoting and showcasing insights. Burez and Van sanctum Poel look at tastefulness irregular characteristics inclient stir forecast [5]. Aftereffects of the inspect show that under-testing can cause ventured forward forecast precision. At other watch, Chen and Tsai utilize affiliationorder to choose essential highlights after which watch neural systems and Decision Tree to be expecting purchaser agitates a media transmission company [6]. Like us theyutilize 4 execution estimations to investigate their belongings, exactness, accuracy, consider, and F-degree Coussement et al. Increment a way named Generalized Additive Models (GAM) thatcreates the adaptation ready to set as a fiddle tough non-direct with the realities [8]. That side likewise are, distinctive examination which authorize famous methods of records extracting for anticipate client stirs. Huang et al. suggestsfewmodern capacities benefactor agitate forecast and actualize seven expectation methodologies comprehensive of Support Vector Machines, Logistic Regression, DecisionTreeMultilayer PerceptronNeuralNetworks, Naïve Bayes, Linear Classification and the developmental informationextracting calculations [7] Stir expectation investigation is regularly concentrated slight in the writing. In the correlation, there are scarcely any investigations inside the writing which remember laborer churn expectation and examination. Saradhi

and Palshikarinvestigate representative beat forecast by instrumenting credulous Bayes, Decision Tree, Random Forest and Logistic Regression procedures [12]. In some other examination, Khare et al. Prompt à steady loss change condition the utilization of Logistic relapse to expect beats in work force [10]. A definitive inspect, to the superb of our comprehension, is Kane Sellers examine at the information set of Fortune 500 North American business mechanization maker's expert deals pressure [11]. The most significant strategy executed by method of Kane-Sellers is Logistic Regression procedure. Taking into account that laborer beat is eagerlyrelated with buyer agitate yet not, at this point indistinguishable, and furthermore the charges identified with worker stir, that are significantly higher than customer agitates in a couple of associations, the writing wants what's more consideration of specialists on this zone. In this manner, we endeavor to not best assess various characterization techniques anyway moreoverpractice work choice strategy for specialist stir inconvenience as magnificent from the above investigations. Shivahare et.al utilized machine learning approach for effective major govt. decision based on sentiments[13]. Shivahare et.al proposed various techniques for segmenting task in efficient manner [14-16].

III. LITERATURE SURVEY

In investigation, different angles like advancement, compensation, residency, work fulfillment, working climate influence the worker stir. There are different characteristics like sex, schooling level, identity and conjugal status which assumes a significant part in foreseeing generally beat. For certain condition workers having great execution are truly difficult to track down their substitution. Accordingly, proficiency and current activities can get hindered by such factors. Figuring out rightsubstitution is tedious and expensive. And surprisingly in the wake of discovering the substitution it is difficult to accomplish same execution. Adjusting same arrangement of ability for particular occupation is hard for enterprises which can influence theircurrent venture work. Associations to defeat every one of these difficulties different associations apply AI models to settle and foresee workers future exercises. Already, most extreme consideration was on the support and worker stir. Head selectionrepresentative oversees and computes

prior rate and endeavor to conjecture the worker with high odds of leaving association physically. There are not many instruments which are not as successful as AI models.

Accessibility of exploration on client who quit purchasing any item is more contrasted with worker stir expectation. However, client expectation is more confounded than Employee stir. The two works tolerably corresponding to one another. Cost of representative agitate forecast is high. Conduct of staff part differs with each and singular industry. AI theoretical fundamental part from every industry to do activity without any problem. However, in AI with developing information the exhibition stays same all through the expectation.

A few realities that are helpful to comprehend the representative beat and client agitate in a basic manner:

1. In market or shops its difficult to choose right clients however organizations select their workers as indicated by necessity.
2. Organization or association is comprised of representatives and they assist organization with developing and support in their particular field.
3. In the event that worker leaves abruptly it upsets association execution and burns-through cash and time in preparing new representative. Likewise, when a client is lost then it influences pay and difficult to acquire new clients. Both client and worker stir have various perspectives. These aides in holding representative and refining worker the executive's strategies. Consequently AI is helpful in improving and creating light-footed forecast framework.

IV. OUR APPROACH

We watch a wide variety of bits of knowledge extraction techniques from as typical as NB, straight backslide and dearest friends to extra jumbled frameworks as SVM, Random Forests and another group system. At that point enlightens this trouble support from now on route for the worker data appraisal and beat estimate.

1. Investigate the delegate data set which includes present day and in the past specialist real factors
2. Maintain the data set, tackle the lacking records and decide new features at whatever point required
3. Choose the two or three the expert records which might be sensible for the figure of mix

4. Attempt a couple of groupings and record the ones most limit fitting with the guide of taking a gander at the precision, exactness, recall, F- measure results on the check data

5. Apply incorporate choice technique, and pick the limits which can be extra useful which will expect laborer beat

6. Build type model

7. Further the conjecture of disturb laborers on the usage of the transformation

8. Choice at the techniques for upkeep

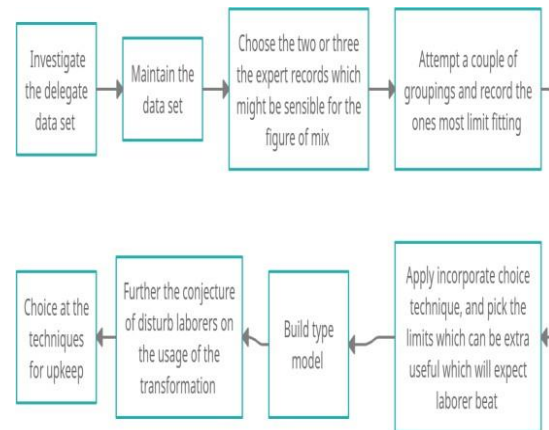


Figure 1 Process of Churning

A. Data Selection

The underlying stage in this system is estimations choice and cleansing. In this movement, we use to expect specialist wearing out by technique for the use of HR WorkerChurninginformation set equipped by strategies for an association. These data set contains expert documentation including financial, appreciate, capacities, assortment of workor portion, position, and so on These movement is to choose and pick the features from the agent data which are further essential sensible for our appraisal. There have been different capacities which were as of now not significant or had unclear motivating force of entire information. For instance, the aggregate of what agents have been over 18 years old. Another model, an agent ID or call may not be essential and we can discard such limits from the records. Ensuing to putting off those excessivelimits we have a few features. Underneath referenced table mirrors the limits of real factors and their sort and core interest.

Data prefiltering is one of the principle steps in our strategy, considering a smooth record returns us extraordinary results even through the usage of basic computations. We may a few extracharacteristics that are not immediately found in the specialist estimations anyway may be gotten from inside the information. Additionally, we may go several lacking experiences and can use different attribution procedures. The information change, which moreover has a spot with the so-implied as Feature Engineering, endeavors to decrease new pointer fields fundamentally subject to the ones we have quite recently got data on the domain (of the business undertaking, of the locale being penniless down) is vital for address this stage. This, and the space of picking perceptive fields, are those that require the most limit highbrow and inventive undertaking, since it isn't

by and large handiest basic to see the field of examine, at any rate it's moreover key to see with a particular significance how judicious computations work, how they translate the experiences inside and how are the associations among them.

B. Data to Algorithm

We ought to research the past records getting ready cycle. It isn't startling to stand up to a farsighted appraisal experience with a great deal of bits of knowledge. An extraordinary arrangement is a ton. The principle significant to gather all of them. They are typically in phenomenal stores. The features of dataset

TABLE 1. HR DATA FEATURE

No	Highlight	Information Class
1	Age	Numeral
2	Occupation move	Downright
3	Day by day Rate	Numeral
4	Division	Downright
5	Good ways from House	Numeral
6	Instruction	Downright
7	Instruction Field	Downright
8	Sexual Orientation	Downright
9	Condition Fulfillment	Downright
10	Rate of hour	Numeral
11	Occupation Contribution	Downright
12	Level of job	Downright
13	Role of Job	Downright
14	Occupation Fulfillment	Downright
15	Month to Month Income	Numeral
16	Month to Month Rate	Numeral
17	Extra Time	Downright
18	Percent Salary Hike	Numeral

19	Execution Grading	Downright
20	Number of Organization	Numeral
21	Time with Current Manager	Numeral
22	Time since Previous Encouragement	Numeral
23	Time at Organization	Numeral
24	Time in Current Role	Numeral
25	Absolute Working Years	Numeral
26	Investment Opportunity Level	Downright
27	Relationship Fulfillment	Downright
28	Work Life Harmony	Downright
29	Conjugal Status	Downright
30	A long time Since Previous Encouragement	Downright

C. Examination of Classification Models

Around here, we consider the portrayal procedures for expertise which approach is overabundance unmistakable respectable to are expecting instigators or non-instigators. We need to see that how accurate this sort set of rules by strategy for assessing precision, exactness, and F-measure at the examination set. Evaluating the computation of the same data which has been talented on tend to achieve sparsity. In order to save you sparsity, we separate data set into enlighten and check parts. We train our mix assumption structure on the instruct data set close by 55% of the data, and support the impersonation using research data set close by 45% of the data. Table II shows low down experiences around the scattering of the datasets in the wake of separating into two segments.

TABLE 2. TRAIN TEST DATASETS

Information Set	Stir	Non-Stir	Total	Stir Rate
Edify	16	64	80	0.20
Examined	97	456	553	0.21

We start with straightforward equal sort techniques for expert mix gauge Decision Tree, Naive Bayes, and closest companion measure. By then, we try to progressively complex procedures as Random Forests, SVM and Logistic Regression. We educate our unsettle estimate measure at the available named data. Then inspect our belongings as utilizing phenomenal techniques at the investigate realities. The effects of the clear equal pointer is inside the condition of beat or no upset. Figure 1 shows the evaluation of request methods to the extent accuracy metric.

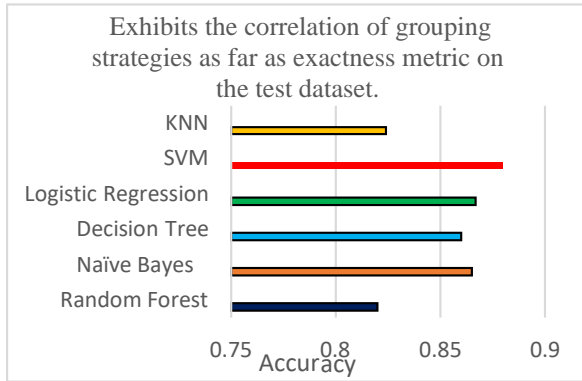


Figure 2. Correlation of Characteristics Methods as per the Accuracy

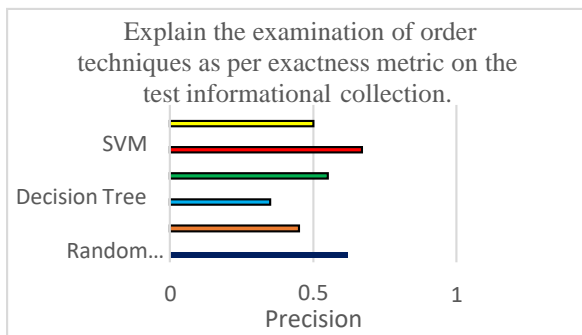


Figure 3 Correlation of Dividing Methods as per the Precision

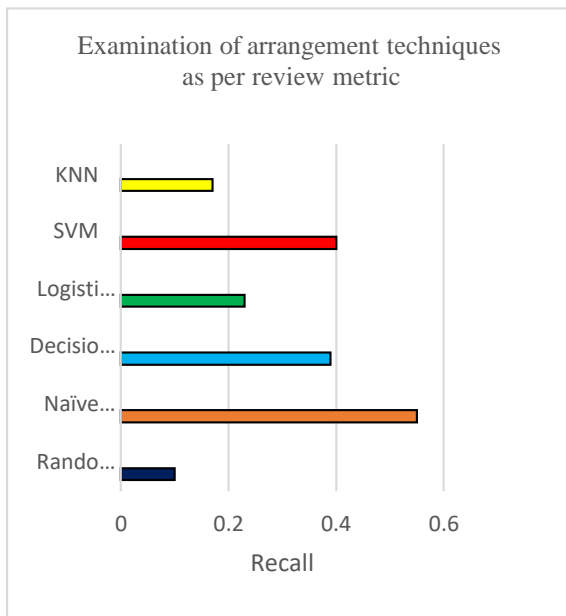


Figure 4. Examination of characterization technique as indicated by review

Above diagrams show how Support Vector Machinetells preferred outcomes over another characterization techniques as far as exactness, accuracy and F-measure which is consonant averageto

D. Highlight Selection

Feature decision systems can be utilized to create various assumption measure with different legitimate arrangements of enlightened data set and choose the features which are and which are not relevant in gathering of strong and exact faker. At that point follow work choice methodology, and pick the limits which are more imperative worthwhile for you to anticipate delegate foment. In this watch, we acquire from a popular limit choice methodology known as Recursive Feature Elimination (RFE) [12]. In the wake of applying RFE strategy and clearing monotonous limits, the new brand name set fuses 14 limits as referenced: Training, Training Field, Environment fulfillment, Sexual orientation, Occupation Involvement. Occupation Level, Occupation Role, Occupationfulfillment, Conjugal Status, Extra Time, Execution grading, Relationship fulfillment. Instruction Field, A long time Since Previous Encouragement, Work Life Harmony. Class strategy at the research data set had done every while using RFE system. The results are portrayed in the table beneath. On investigating the overall execution of the strategy RFE approach, most recent brand name information gives fundamentally copied precision and exactness to approach about entire class methods. Opposite side elective hand, the result portray identical as exceptional check of SVM is the top notch procedure in a long time of precision, exactness and the method of F-measure.

Table 3- Grouping Consequences without highlight selection

Technique	Accuracy	Precision	Recall	F-measure
Random Forest	0.82	0.62	0.10	0.17
Naïve Bayes	0.865	0.45	0.55	0.54
Decision Tree	0.85	0.35	0.39	0.43
Logistic Regression	0.867	0.55	0.23	0.39
SVM	0.88	0.67	0.40	0.46
KNN	0.824	0.50	0.17	0.24

CONCLUSION

Delegate disturb impacts in money related, time and effort mishap for organizations. It is an enormous issue viewing at that as an educated and inclusion in the expert is hard to override with costly. We are examining for the exploring the completed and

cutting edge work power real factors to expect the impending fomenters and come out as comfortable with the reasons of specialist pay. At that point effects of the examination show that data discoveries computations are fit to be used to collect trustworthy and correct judicious styles for laborer beat. The issue of mix figure isn't quick to discover fomenters from no instigators. On using insightful records evaluation and records mining methods, expected the upset open entryway for each specialist and nimbly to them rating to making the upkeep frameworks. In the forthcoming course, they plan of making an expansive and by and large wide-spread interaction to which the organization can advance for the higher of the agents, cash sufficiency and impending conceivable outcomes.

REFERENCES

- [1] W. Verbeke, K. Dejaeger, D. Martens, J. Hur, and I. Bacsens, "New insights into churn prediction in the telecommunication sector: A profit driven data mining approach, European Journal of Operational Research.
- [2] K. Coussement and D. Van den Poel, "Integrating the voice of customers through call center emails into a decision support system for churn prediction," *Information & Management*.
- [3] C-P. Wei and I-T. Chiu, "Turning telecommunications call details to churn prediction: a data mining approach." *Expert systems with applications*.
- [4] K. Coussement and D. Van den Poel, "Churn prediction in subscription services: An application of support vector machines while comparing two parameter-selection techniques." *Expert systems with applications*.
- [5] J. Burez and D. Van den Poel, "Handling class imbalance in customer churn prediction," *Expert Systems with Applications*.
- [6] C.-F. Tsai and M.-Y. Chen, "Variable selection by association rules for customer churn prediction of multimedia on demand," *Expert Systems with Applications*.
- [7] K. Coussement, D. F. Benoit, and D. Van den Poel. "Improved marketing decision making in a customer churn prediction context using generalized additive models," *Expert Systems with Applications*.
- [8] B. Hung, M. T. Kechadi, and B. Buckley, "Customer churn prediction in telecommunications," *Expert Systems with Applications*.
- [9] V. V. Saradhi and G. K. Palshikar, "Employee churn prediction," *Expert Systems with Applications*.
- [10] R. Khare, D. Kaloya, C. K. Choudhary, and G. Gupta, "Employee attrition risk assessment using logistic regression analysis,"
- [11] M. L. Kane-Sellers, Predictive models of employee voluntary turnover in a North American professional sales force using data-mining analysis. PhD thesis, Texas A&M University.
- [12] X. Lin, F. Yang, L. Zhou, P. Yin, H. Kong, W. Xing, X. Lu, L. Jia, Q. Wang, and G. Xu, "A support vector machine- recursive feature elimination feature selection method based on artificial contrast variables and mutual information," *Journal of chromatography*.
- [13] T. Anand, V. Singh, B. Bali, B. M. Sahoo, B. D. Shivhare and A. D. Gupta, "Survey Paper: Sentiment Analysis for Major Government Decisions," *2020 International Conference on Intelligent Engineering and Management (ICIEM)*, 2020, pp. 104-

109, doi: 10.1109/ICIEM48762.2020.9160252.

[14] B. D. Shivhare, M. Singh, A. Gupta, S. Ranjan, D. Pareta and B. M. Sahu, "Survey Paper: Whale optimization algorithm and its variant applications," *2021 International Conference on Innovative Practices in Technology and Management (ICIPTM)*, 2021, pp. 77-82, doi: 10.1109/ICIPTM52218.2021.9388344.

[15] B. D. Shivhare S. K. Gupta, "Multi-level image segmentation using randomized spiral-based whale optimization algorithm," *Recent Patents on Engineering*, vol. 15, no. 5, Article ID e290621184383, 2021.

[16] Basu Dev Shivhare, S. K. Gupta, "Efficient COVID-19 CT Scan Image Segmentation by Automatic Clustering Algorithm", *Journal of Healthcare Engineering*, vol. 2022, ArticleID 9009406, 19 pages, 2022. <https://doi.org/10.1155/2022/9009406>